



Bowater Doors - The No.1 Composite Door Manufacturer

Bowater Doors is the UK's number one composite door manufacturer, offering a wide range of high performance composite doors. Our reputation is second-to-none and the company has been established in the UK for decades. Our many years of experience go into everything we do, and our British-built door range is constantly evolving - ensuring that it remains the most secure and energy-efficient offering on the market.

Bowater Doors is part of the worldwide VEKA Group, a family-owned, global business renowned for its eco credentials, outstanding customer service and industry-leading products. Here at Bowater, we know that a door shouldn't just *look* beautiful; that's why the

Bowater DUO Diamond has been created for beautiful *performance*, keeping heat in and intruders **out**.

The Bowater DUO Diamond composite door has been designed with meticulous attention to detail and finished to the highest possible standard. Each one offers strength, security and style - in equal measure.

Welcome home.



The Marquise DUO
Diamond range
page 10



The Radiant DUO
Diamond range
page 12



The Princess DUO
Diamond range
page 14

Why choose a Composite Door?

Composite doors offer the look and feel of a traditional timber door with a huge range of additional benefits.







These modern, low-maintenance alternatives to wooden or PVC doors will never rot, swell, crack, warp or need repainting. They also offer dramatically improved energy efficiency so you should notice a significant reduction in your heating bills.

More and more people are turning to composite doors to make their homes safer and more secure. Bowater Composite Doors provide a formidable barrier against would-be

intruders, while offering a stylish welcome to guests. Thanks to their steel reinforcement and multipoint locking systems, each of our doors has been approved by the Police initiative 'Secured by Design'.

Our British-built composite doors are available in an extensive range of colours, styles and woodgrain effects with a wide variety of glazing options, so... get ready to fall for your door.

The Benefits of a Composite Door

-  Low maintenance
-  More energy-efficient - proven by energy label ratings
-  Aesthetically pleasing
-  Highly resistant to weathering
-  Solid and robust - able to withstand any knocks and bumps
-  More secure than a traditional timber door



DUO Diamonds are forever...

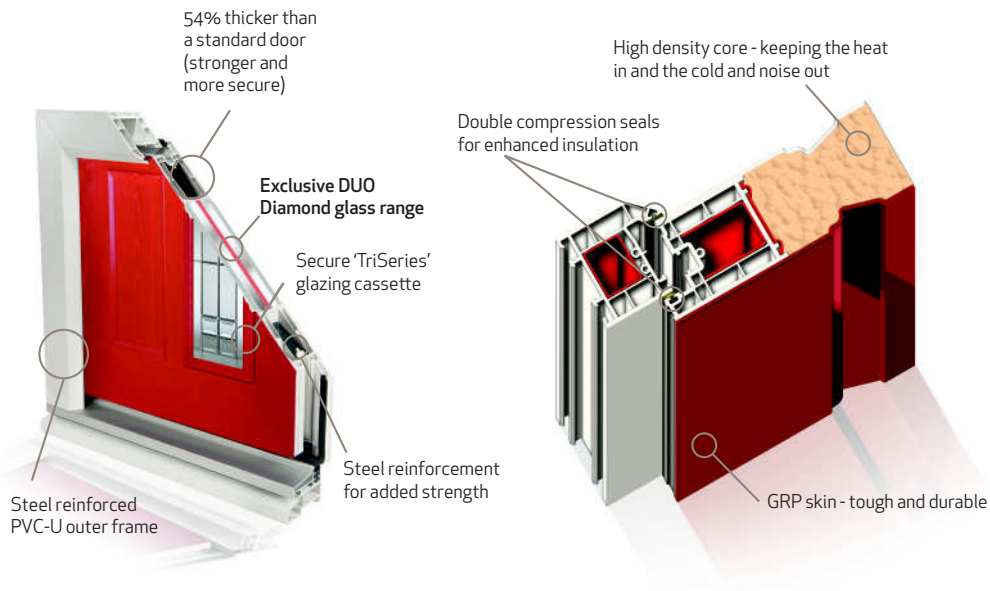
Not all composite doors are the same. You need to know that you're choosing one to last: one that offers the ultimate in security and energy efficiency.

The performance of each Bowater DUO Diamond door is fully guaranteed for ten years, but every one has been designed to look good

and perform flawlessly for much longer, giving you decades of low-maintenance service.

Your front door is the first thing to greet any visitor and a well-selected door can not only improve the look of your home and increase its security and energy efficiency, it can also raise the value of your property.

What makes a DUO Diamond Composite Door?



The DUO Diamond range offers a number of benefits over other composite doors:

- 'A'-rated as standard: for outstanding thermal performance.
- Door leaf and frame manufactured in Britain
- Triple glazing as standard: for better heat retention and noise reduction
- 54% thicker than a standard composite door
- Galvanised steel reinforcement
- Improved thermal and acoustic insulation thanks to double compression seals
- Option of the cutting-edge Yale Keyfree lock as standard.
- The Stately Glass range - an exclusive range of glass designs to enhance the style of your door using a range of decorative effects.
- Sparkling side panels to complement your DUO Diamond door.
- Doors come fully framed and glazed, with hardware.
- Available in a choice of rich colours and woodgrains - selected styles have woodgrains on both sides.
- Woodgrain doors available with matching woodgrain frames.



Housewarming

Every DUO Diamond door is double rebated as standard, to help you keep the heat inside where it belongs. Not only does this help the environment, it saves money on your heating bills too. Double rebates make the weather seal more resistant to the elements and more effective than their single rebate equivalents.

The construction of each Bowater DUO Diamond door means it is 54% thicker than a standard door, making it far more effective at retaining heat. Each door in the range also has double compression seals where the door meets the frame - so you have two additional barriers to keep heat in, and cold and draughts out!

The high quality materials that go into a Bowater DUO Diamond door, all add up to create a door that achieves the most impressive ratings on the market.

The energy-efficient performance of a door is now measured in a ratings scheme from 'A' to 'G'.

The DSER (Door Set Energy Rating) for all Bowater DUO Diamond doors is 'A', meaning they offer the highest possible levels of energy-efficiency and heat retention.

Triple glazing is used as standard in glazed Bowater DUO Diamond doors, further improving thermal and acoustic insulation.

All covered by a ten year guarantee



All DUO Diamond doors are 'A' rated offering the highest possible level of energy efficiency and heat retention!



Secured by Design



Official Police Security Initiative

Safe and sound

Every Bowater DUO door is fitted with an extremely secure multipoint locking system. When fitted into a 68mm DUO door (54% thicker than a standard door) you have a door that can offer the highest level of security.

From start to finish, DUO Diamond doors are designed and manufactured in the UK to meet or exceed all current British Standards. These include PAS23, PAS24 and Secured by Design - the official Police security initiative.

'Secured by Design' is only awarded to products which offer exceptional security features. The flagship scheme recognises products which incorporate effective crime prevention solutions at the design stage; the accreditation is only awarded to products which pass stringent testing.

The range makes use of the most reliable, trusted technology and hardware in the industry. Each door has been designed to provide a formidable barrier against even the most determined intruder - so you know that all your visitors will be by invitation only!

The high quality sub-frame is individually constructed to match every door size exactly, without 'cutting it down to fit' and has galvanised steel reinforcement in both the door frame and outer frame. The DUO Diamond combines strength and stability with robust joints locking everything tightly in place.

54% thicker than most standard composite or timber doors, the Bowater DUO Composite Door range offers complete peace of mind.

Hard-working hardware

A choice of high-quality hardware is available to complement each door. Aside from handles and letterplates - in a choice of black, white, chrome or gold - you can also choose features such as door knockers, security chains and even spyholes.



The Bowater DUO Diamond Door comes with the Yale Keyfree lock system (optional), which gives you the convenience of either using the remote key, as with a car, or manually entering a personalised code into the built-in keypad.

Keyfree has been designed and tested to meet the strict demands of Secured by Design, and also features an 80 decibel alarm to warn off would-be intruders. Powered by its own batteries, the lock continues to work even in the event of a power failure.

Shhhh!

The double rebate of each DUO Diamond door not only helps lower your heating bills, it also helps you leave the stresses of the outside world behind when you close the door.

Your home will be a quiet and relaxing haven, closed off from the sound of traffic and noisy neighbours thanks to the DUO Diamond's high density core. Because each door in the range is 54% thicker than a standard door, you can expect much more peace and quiet.

Triple glazing is used as standard in the DUO Diamond range, further improving acoustic insulation.

The DUO Diamond range - for sound reduction that's worth shouting about!





A stylish welcome

A stylish front door is one of the first impressions of your home - why not make yours as individual as you are?

With such a wide range of colours, styles, glazing and finishing options - you'll probably never see another DUO Diamond door like yours.

Whether you prefer time-honoured and traditional, or contemporary and cutting-edge, you can choose a door style to suit you and your home.

The choice of colour, glass, furniture and finish means there are thousands of possible combinations. You can even complement your door with matching side panels, sidelights and toplights.

- There is a great range of colours and styles to choose from with the DUO Diamond range.
- The low threshold option means these doors minimise a potential trip hazard and provide easy access.
- White woodgrain, Rosewood or Light Oak frames are available as standard.
- There is an exclusive range of decorative glass designs to choose from.
- The Tri-series glazing cassette eliminates visible screw ports.

The DUO Diamond door range has been designed with symmetry and style in mind; each one is finished with attention to detail and built in Britain, using the strongest, low-maintenance materials. Thanks to their extra sharp woodgrain definition, they are virtually indistinguishable from a traditional timber door, but have a range of modern advantages.

The tough GRP skin means your door will withstand any knocks and scratches, and it has been developed to withstand extreme UV testing, so it will not fade in strong sunlight.


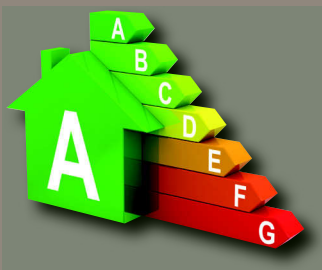
A well-made, well-chosen door will improve not only the appearance, but also the value of your home.

Visit www.frontdoors.uk.com and you can even upload a picture of your home to see how your new DUO Diamond door would look 'in situ'.




The Marquise DUO Range

With four panels and a choice of glazing options, the **Marquise DUO Diamond range** offers understated style for any type of home.



MARQUISE (2)



MARQUISE (2-2)



The choice is yours...

Colours



PEARL WHITE




JET




GOLDEN OAK




ROSEWOOD



EMERALD GREEN

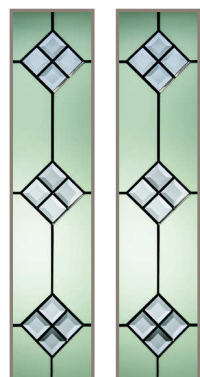


RUBY RED



SAPPHIRE BLUE

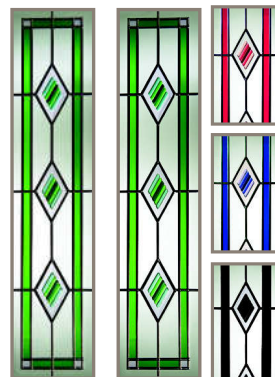
Glass Patterns



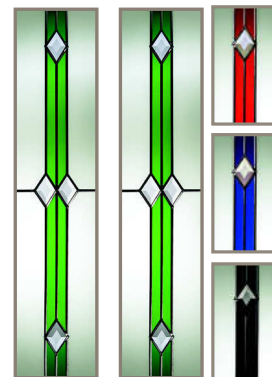
SANDRINGHAM



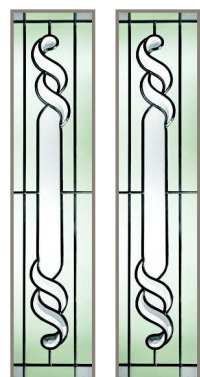
BALMORAL



HIGHGROVE




WINDSOR




BURLEIGH



CHATSWORTH



BUCKINGHAM



KENSINGTON

Hardware



LEVER HANDLES



LEVER/PAD HANDLES



LETTERPLATE



KNOCKER



KNOCKER PLUS SPYHOLE




DOOR CHAIN



SINGLE SPYHOLE

Hardware is also available in Gold, Black or White.

* Door U value can vary slightly depending on door size and glass type.



MARQUISE (2-3)



Frames




(On inward opening doors only)


Door frames are available in white or foiled on the external face with Rosewood or Golden Oak.

The Radiant DUO Range

The **Radiant DUO Diamond range** offers style and performance in equal measure: this door would look equally at home on a prestigious town house or country cottage.



RADIANT (2)



RADIANT (4)



The choice is yours...

Colours



PEARL WHITE




JET




GOLDEN OAK




ROSEWOOD



EMERALD GREEN



RUBY RED




SAPPHIRE BLUE

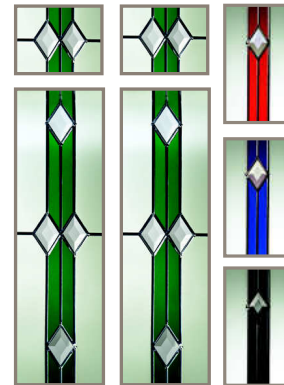
Glass Patterns



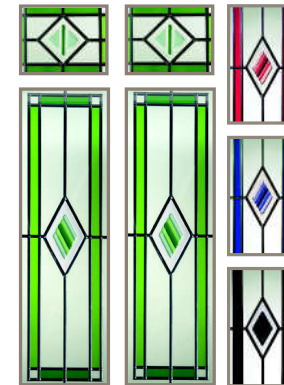
SANDRINGHAM



BALMORAL



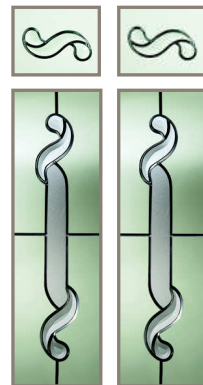
WINDSOR



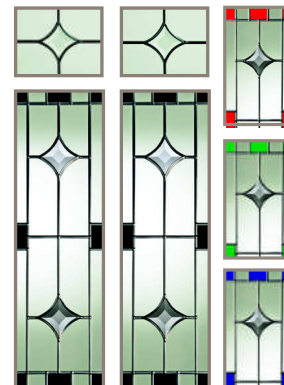
HIGHGROVE



CHATSWORTH



BURLEIGH



BUCKINGHAM



KENSINGTON

Hardware



LEVER HANDLES



LEVER/PAD HANDLES



LETTERPLATE



KNOCKER



KNOCKER PLUS SPYHOLE




DOOR CHAIN



SINGLE SPYHOLE

Hardware is also available in Gold, Black or White.

* Door U value can vary slightly depending on door size and glass type.



RADIANT (2)

Frames






(On inward opening doors only)

Door frames are available in white or foiled on the external face with Rosewood or Golden Oak.

The Princess DUO Range

The **Princess DUO Diamond range** incorporates a glazed panel to allow light to flood into your home. You can design the panel yourself and choose clear or translucent glass to suit the style of your property.



PRINCESS (1)



PRINCESS (1)



The choice is yours...

Colours




PEARL WHITE




JET




GOLDEN OAK




ROSEWOOD



EMERALD GREEN




RUBY RED




SAPPHIRE BLUE

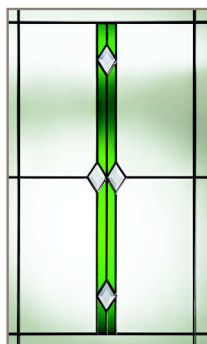
Glass Patterns



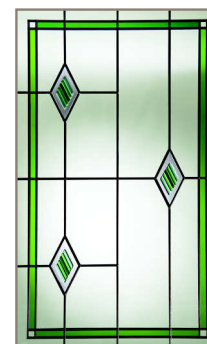
SANDRINGHAM




BALMORAL




WINDSOR



HIGHGROVE



CHATSWORTH



BURLEIGH



BUCKINGHAM



KENSINGTON



Hardware



LEVER HANDLES



LEVER/PAD HANDLES



LETTERPLATE



KNOCKER



KNOCKER PLUS SPYHOLE




DOOR CHAIN



SINGLE SPYHOLE

Hardware is also available in Gold, Black or White.

* Door U value can vary slightly depending on door size and glass type.



PRINCESS (1)



Frames



(On inward opening doors only)

Door frames are available in white or foiled on the external face with Rosewood or Golden Oak.

The Stately glass range

Choose from our extensive range of unique glass designs to reflect your home's personality.

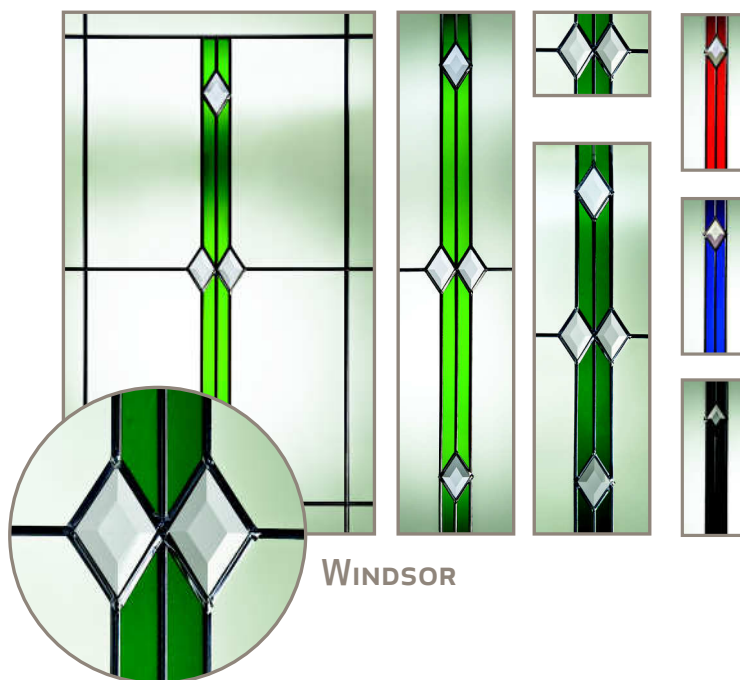
All glass panels are triple-glazed as standard to improve heat retention and sound reduction.

The glass options in the DUO Diamond range give you the chance to add even more style and character to your door. For understated style you could choose the Burleigh option, whereas the Balmoral offers elegant detailing. What about choosing a splash of colour with the Windsor?


Whichever glass you choose, you can rest assured that it will offer the highest level of energy-efficiency thanks to the fact that all panels come triple-glazed as standard.

It's all in the details: with the DUO Diamond glazing range you can even choose whether you want the leading to be black, chrome or antique brass. This features on the middle panel of your triple glazing, so it will not need cleaning and is not subject to weathering.

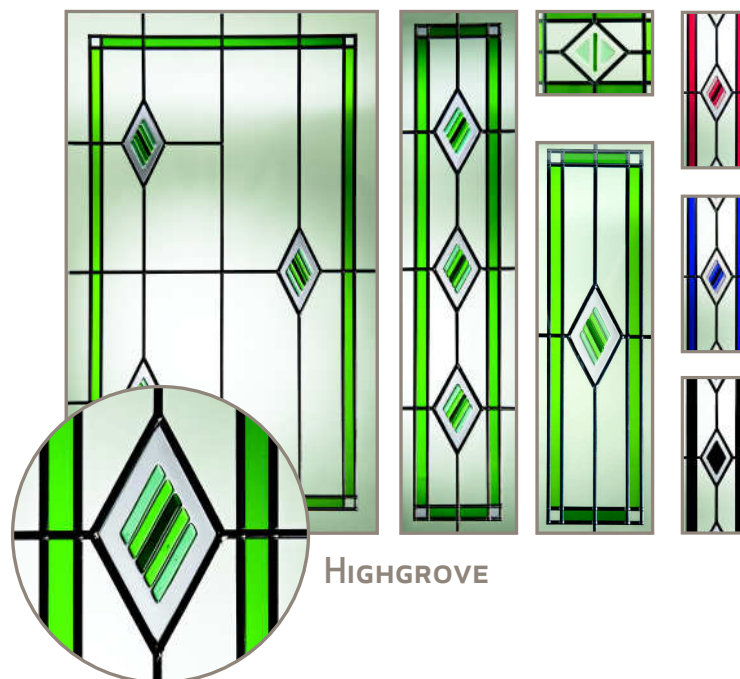
Don't forget, you can complement your door with side panels and toplights in matching glazing designs.



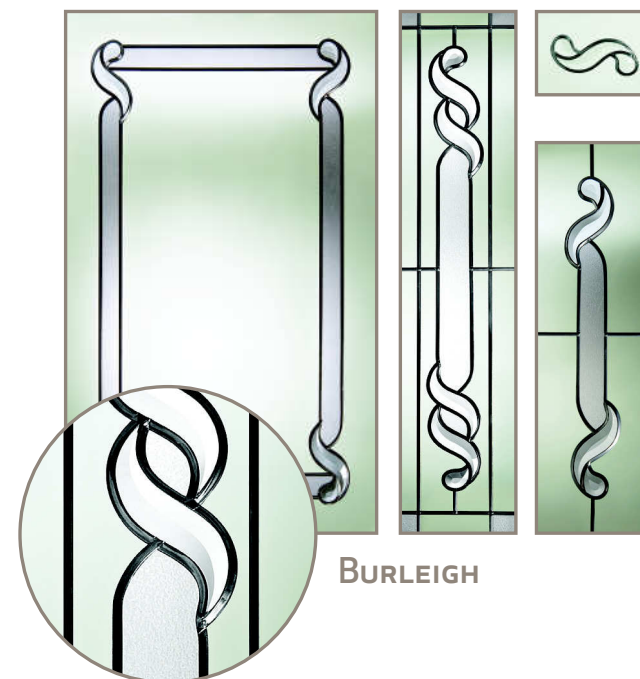
WINDSOR



BALMORAL



HIGHGROVE




BURLEIGH



KENSINGTON



CHATSWORTH

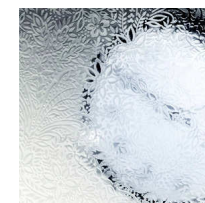


BUCKINGHAM



SANDRINGHAM

Patterned glass range



CHANTILLY




CONTORA



DIGITAL



MINSTER



PELERINE



STIPPOLYTE

There are six patterned glass options available in differing levels of opacity. You can choose any of these options as a backing glass for your glazed panels to improve the levels of privacy around your home.

Appendix - TECHNICAL DATA & EQUIPMENT

The following table is provided as a guide to comparing the Bowater Door Range.

Key: ✓ as standard ◆ Optional upgrade

Specialist composite doors

		Existing door	Mono Plus	DUO	DUO Diamond	DUO Guard	Fire Door
FRAME	Low maintenance 70mm multichamber PVC-U frame		✓	✓	✓	✓	✓
	Steel reinforced		✓	✓	✓	✓	✓
	White finish		✓	✓	✓	✓	✓
	Rosewood or Golden Oak finish		◆	◆	◆	◆	
	Low aluminium Part M threshold available		◆	◆	◆		✓
	Chamfered finish		◆	◆	◆	✓	✓
	Sculptured finish		✓	✓	✓	◆	
	Frame weather seals		1 compression seal +2 brush seal	1 compression seal	1 compression seal	1 compression seal	1 compression seal + intumescent strip
DOOR LEAF	Grained GRP high impact colourfast moulded door skin		✓	✓	✓	✓	✓
	100% CFC free thermally insulated core		✓	✓	✓	✓	
	Fire resistant core						✓
	44mm single rebated door leaf		✓				✓
	68mm double rebated door leaf			✓	✓	✓	✓
	DUOGuard flood defence door with 12 multi-point locking system			◆	◆	✓	
	Door leaf weather seals			1 compression seal	1 compression seal	1 compression seal	1 brush seal
	PVC-U & lumber veneered laminate subframe		✓				
	Hardwood & lumber veneered laminate subframe						✓
	Exclusive PVC-U & Steel reinforced substructure			✓	✓	✓	
	Internal stainless steel aqua deflector					✓	
HARDWARE	High security multipoint lock		✓	✓	✓	✓	✓
	Handles salt spray tested		✓	✓	✓	✓	✓
	2D adjustable flag hinges (3 per door)			✓	✓	✓	
	6 pin anti drill / anti bump euro cylinder		✓	✓	✓	✓	✓
	Weatherbar		◆	◆	◆	◆	✓
	Letterplates (tested to 500 hours salt spray test)		◆	◆	◆	◆	◆
	Knockers (tested to 500 hours salt spray test)		◆	◆	◆	◆	◆
	Security chain		◆	◆	◆	◆	◆
	Spyhole		◆	◆	◆	◆	◆
	Keyfree lock		◆		◆		
	Numerals		◆	◆	◆	◆	◆

Why not compare our doors to your existing front door and see how it performs?

Key: ✓ as standard ◆ Optional upgrade

		Existing door	Mono Plus	DUO	DUO Diamond	DUO Guard	Fire Door
GLAZING	Toughened safety glass		✓	✓	✓	✓	
	26mm Double glazed unit		✓	✓		✓	
	26mm Triple glazed unit		✓	✓		✓	
	50mm Triple glazed unit				✓		
	Exclusive decorative glazing options				✓		
	Stately Range				✓		
	Tri glazing cassette with concealed fixings		✓		✓		
	Traditional glazing cassette with matching screw covers			✓		✓	✓
SIDE PANELS,	Matching composite side panels (in selected styles only)		◆		◆		
SIDE LIGHTS & TOP LIGHTS	Combination glazed side and top lights		◆	◆	◆	◆	
ADDITIONAL	Number of door panel styles		24	16	6	16	5
INFORMATION	Number of colours available		5	5	5	5	4
	Number of woodgrains available		2	2	2	2	
	Colour available both sides		selected styles	◆	◆	◆	
	Secured by Design Approved		✓	✓	✓	✓	✓
	10 Year guarantee on colourfastness		✓	✓	✓	✓	✓
	5 Year guarantee on hardware		✓	✓	✓		
	Low-threshold option		✓	✓	✓		✓
	Door energy set "energy efficiency" rating		B/D	A	A	A	
	Fire rating						30 minutes
	Improved weatherability (PAS23 accredited)		✓	✓	✓	✓	✓
	Low maintenance		✓	✓	✓	✓	✓
	High security (PAS24 and Secured by Design accredited)		✓	✓	✓	✓	✓



A COMPANY OF THE VEKA UK GROUP

Bowater Doors, Water Orton Lane, Minworth, Sutton Coldfield, West Midlands, B76 9BW

Tel: 0844 815 6591 FAX: 0844 815 6592 info@bowaterdoors.com

www.bowaterdoors.com

Design your own door at www.frontdoors.uk.com

Due to the limitations of the printing process we cannot guarantee the exact colour of the product. All Specifications are accurate at the time of going to print but may alter over time. The manufacturer cannot be held responsible for any errors or omissions.